



INSTALLATION AND OPERATION MANUAL

For

BACF6, BACF11, BACF15

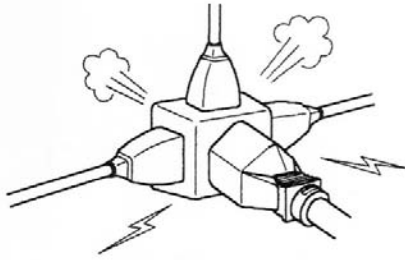
BACRF14 and BACSF10

Visit us on the web at


www.BLUEAIRinc.com

PRECAUTIONS


- To reduce the risk of shock or fire, do not overload the electrical outlet.




- To reduce the risk of shock or fire, do not expose the unit to excessive water.




- To reduce the risk of shock or fire, do not use flammable products near the unit.




- Wait at least 6 minutes after unplugging the unit before plugging it in again. Compressor failure may occur if the unit is plugged in before the 6 minute waiting period.



- When cleaning the unit;
 - Unplug the power cord.
 - Do not handle the cord with wet hands.
 - Do not use abrasive cleaners or solvents.



- When the unit is not in use;
 - Leave the power cord unplugged.
 - Clean inside with a dry cloth, then leave the door partially open to eliminate odor.



MAINTENACE GUIDE

1. CLEANING CABINET EXTERIOR

Glass units should be cleaned with a mild soap and warm water. Do not use caustic soap or abrasive cleaners. Since these might cause damage. Do not use steel wool. See attached cleaning guidelines.

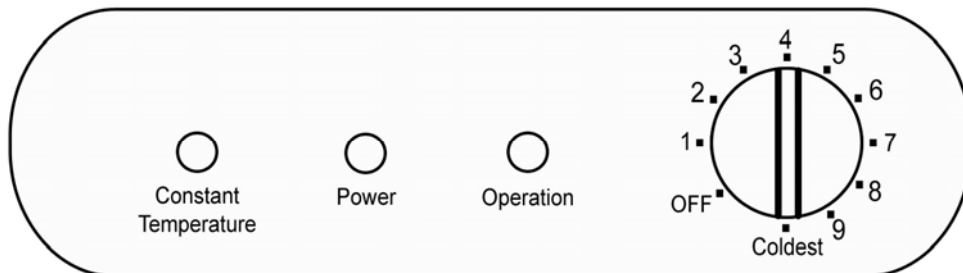
2. CLEANING INTERIOR SURFACES

Using mild soapy water and cloth or sponge can clean the inside of the Glass units

OPERATION GUIDE

1. START-UP

Switch the power on, and the indicating light on temperature control panel will come on. The lit green lamp indicates the operation of the air compressor, thus the freezer process



2. TEMPERATURE CONTROL

The temperature gradually drops when you switch the knob of the thermostat clockwise, and gains when anticlockwise. When the arrow in the knob is pointed to the extreme cold, the air compressor will keep working. But it is not recommended to use the refrigerator for too long in such extreme temperature conditions for possible faults of the compressor.

- 1) The controller has been preset " No 7" position at the factory.
- 2) Set the control-Knob toward " No1" for higher temperature and " Coldest" for lower temperature.

WARRANTY CERTIFICATE

Warranty Valid Only In USA

This warranty is subject to all of the terms and conditions listed below. Warranty card furnished with this unit must be properly executed and returned to BLUE AIR immediately after installation. Failure to return warranty registration card to provided location will automatically void all warranties.

For Glass Door Reach-Ins

BLUE AIR warrants to the original purchaser the BLUE AIR unit sold and all parts thereof to be free from defects in material or workmanship, under normal use and service for a period of one (1) year from the date of sale or fifteen (15) months from date of shipment by us, whichever occurs first. Unit lamps are NOT included in the warranty. Our obligation under this warranty shall be limited to repairing or replacing F.O.B. factory any of such products that prove to be defective and which our examination shall disclose to our satisfaction to be defective.

- A. Any part returned to the company under the terms of this warranty must be accompanied by the record of the cabinet model number, serial number, return authorization number and such return shall be on the basis of TRANSPORTATION CHARGES PREPAID.
- B. Improper operation due to low voltage condition, inadequate wiring and accident damages are not manufacturing defects and are strictly the responsibility of the purchaser.
- C. Condenser coils must be cleaned at regular intervals. Failure to do so may cause compressor to malfunction and will void warranty. This contract does not apply outside the limits of the U.S.A. nor does it to any part which has been subject of misuse, neglect, alteration, accident or to any damage caused by transportation, flood, fire, or the acts of God. This contract is not effective unless the BLUE AIR Warranty Card, furnished with each unit, is properly filled out and mailed back to BLUE AIR within twelve (12) days from the date of installation. The term "Original Purchaser" as used herein shall be deemed to refer to that person, firm, association, or company for whom the refrigeration unit refers to herein is originally installed.

Additional Four-Year Compressor Warranty (Additional Up to 4 years)

In addition to the warranty above, BLUE AIR warrants the hermetically sealed compressor for an additional 42 months, for the STAINLESS STEEL REACH-INS, PREP TABLES, AND UNDERCOUNTERS and, an additional four(4) years for the GLASS DOOR REACH- INS, CHEST FREEZERS/COOLERS, Not to exceed sixty (60) months from the date of shipment from our warehouse, provided upon receipt of the compressor manufacturer examination shows the sealed compressor to be defective. Lack of maintenance will result in a voided warranty. This extended warranty does not apply for any electrical controls, accumulator or wiring harnesses which are covered by the standard warranty. NO CLAIMS CAN BE MADE AGAINST THIS WARRANTY FOR LOST PRODUCT.

BLUE AIR Commercial Refrigeration
15001 S. Broadway, Gardena, CA 90248
Phone. (310) 808-0102, Fax. (310) 808-0242