



INSTALLATION AND OPERATION MANUAL

For

BAGR12 and BAGR16

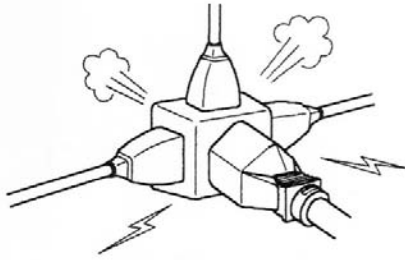


Visit us on the web at


www.BLUEAIRinc.com

PRECAUTIONS


- To reduce the risk of shock or fire, do not overload the electrical outlet.




- To reduce the risk of shock or fire, do not expose the unit to excessive water.




- To reduce the risk of shock or fire, do not use flammable products near the unit.




- Wait at least 6 minutes after unplugging the unit before plugging it in again. Compressor failure may occur if the unit is plugged in before the 6 minute waiting period.



- When cleaning the unit;
 - Unplug the power cord.
 - Do not handle the cord with wet hands.
 - Do not use abrasive cleaners or solvents.



- When the unit is not in use;
 - Leave the power cord unplugged.
 - Clean inside with a dry cloth, then leave the door partially open to eliminate odor.



MAINTENACE GUIDE

1. CLEANING CABINET EXTERIOR

Glass units should we cleaned with a mild soup and warm water. Do not use caustic soap or abrasive cleaners. Since these might cause damage. Do not use steel wool. See attached cleaning guidelines.

2. CLEANING INTERIOR SURFACES

Using mil soapy water and cloth or sponge can clean the inside of the Glass units

3. CONDENSER

For the most effective operation of the glass refrigerator, it is recommended that the condenser coil and fans be cleaned at least every 3 to 6 months. Remove the back panel for access. By not cleaning the condenser it can cause compressor malfunction and will VOID ANY WARRANTY!

4. CONDENSATE PAN

Evaporator pan should be cleaned periodically to prevent odors and maintain evaporation efficiency. The pan contains wicks to assist evaporation and should be replaced periodically.

5. EVAPORATOR HOUSING

If internal parts need to be serviced, lower the unit to gain better access.

OPERATION GUIDE

1. ELECTRICAL SUPPLY AND CONNECTIONS

The normal voltage requirements for this unit are specified on the data plate located inside of glass units. Only plug this unit into a power source that meets the requirements specified. Lines that have low voltage often cause service problems, while the unit is running, you can check the line voltage, making sure it is within + or -10% of that specified on the data plate. Whenever one is working on the unit. Including the inside, you must disconnect the unit from all electrical power sources. PLEASE DO NOT USE AN EXTENSION CORD! This may cause an overload of electrical circuit. These actions will VOID COMPRESSOR WARRANTY!

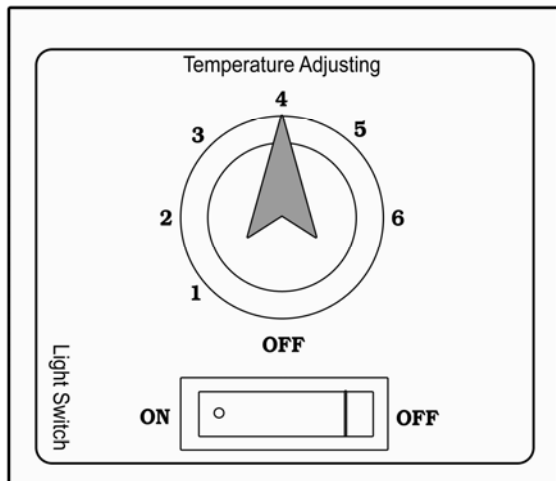
2. INITIAL START-UP

Turn power on and check that the condenser fan is running. The condenser fan and light switch are located inside the unit and should come on once the unit is plugged in. If the unit does not come on right away, press to the "ON" position of the switch.

3. TEMPERATURE CONTROL

Factory setting of temperature controls is at No4, which will maintain the product at about 36° for colder temperatures, turn knob clockwise one number at a time. This temperature is maintained in the center of the top shelf. The Temperature controller is located on the upper left of the back side of the cabinet interior.

- 1) The controller has been preset " No 4"
- 2) Set the control-Knob toward " No1" for higher temperature and " No 6" for lower temperature.



WARRANTY CERTIFICATE

Warranty Valid Only In USA

This warranty is subject to all of the terms and conditions listed below. Warranty card furnished with this unit must be properly executed and returned to BLUE AIR immediately after installation. Failure to return warranty registration card to provided location will automatically void all warranties.

For Glass Door Reach-Ins

BLUE AIR warrants to the original purchaser the BLUE AIR unit sold and all parts thereof to be free from defects in material or workmanship, under normal use and service for a period of one (1) year from the date of sale or fifteen (15) months from date of shipment by us, whichever occurs first. Unit lamps are NOT included in the warranty. Our obligation under this warranty shall be limited to repairing or replacing F.O.B. factory any of such products that prove to be defective and which our examination shall disclose to our satisfaction to be defective.

- A. Any part returned to the company under the terms of this warranty must be accompanied by the record of the cabinet model number, serial number, return authorization number and such return shall be on the basis of TRANSPORTATION CHARGES PREPAID.
- B. Improper operation due to low voltage condition, inadequate wiring and accident damages are not manufacturing defects and are strictly the responsibility of the purchaser.
- C. Condenser coils must be cleaned at regular intervals. Failure to do so may cause compressor to malfunction and will void warranty. This contract does not apply outside the limits of the U.S.A. nor does it to any part which has been subject of misuse, neglect, alteration, accident or to any damage caused by transportation, flood, fire, or the acts of God. This contract is not effective unless the BLUE AIR Warranty Card, furnished with each unit, is properly filled out and mailed back to BLUE AIR within twelve (12) days from the date of installation. The term "Original Purchaser" as used herein shall be deemed to refer to that person, firm, association, or company for whom the refrigeration unit refers to herein is originally installed.

Additional Four-Year Compressor Warranty (Additional Up to 4 years)

In addition to the warranty above, BLUE AIR warrants the hermetically sealed compressor for an additional 42 months, for the STAINLESS STEEL REACH-INS, PREP TABLES, AND UNDERCOUNTERS and, an additional four(4) years for the GLASS DOOR REACH- INS, CHEST FREEZERS/COOLERS, Not to exceed sixty (60) months from the date of shipment from our warehouse, provided upon receipt of the compressor manufacturer examination shows the sealed compressor to be defective. Lack of maintenance will result in a voided warranty. This extended warranty does not apply for any electrical controls, accumulator or wiring harnesses which are covered by the standard warranty. NO CLAIMS CAN BE MADE AGAINST THIS WARRANTY FOR LOST PRODUCT.

BLUE AIR Commercial Refrigeration
15001 S. Broadway, Gardena, CA 90248
Phone. (310) 808-0102, Fax. (310) 808-0242